



Clee
C of E PR

Willow Class Art Outcomes - Let's explore - Mixed media work - Peter Thorpe

Key vocabulary

abstract- art which doesn't represent reality but rather uses shapes, colours and textures for an effect


realistic- art which represents things that are true to life

cartoon- a simplistic drawing/picture/painting





background- the part of a painting furthest away from the viewer

foreground- the part of a painting closest to the viewer

painting techniques- different methods of applying paint.



Peter Thorpe





Willow Class Art Outcomes - Let's explore - Mixed media work - Peter Thorpe

EYFS

To safely use and explore a variety of materials, tools and techniques, experimenting with colour, design, texture, form and function.

To share their creations, explaining the process they have used.

Year 1

To study the work of other artists and begin to talk about the techniques they have used.

To develop ideas from starting points throughout the curriculum.

To collect information, sketches and resources in a sketchbook.

To use a range of materials, including pencils, chalk, charcoal, pastels, etc.

To develop their use of space, composition and proportion.

To explore making marks on paper, using a variety of tools and brushes to spread the paint.

To experiment with colour and mixing, including tonal qualities of light and dark.

To know the primary and secondary colours.

To use different natural and man-made objects to create prints and paint effects.

Year 2

To study the work of other artists and talk about the techniques they have used.

To develop ideas from starting points throughout the curriculum.

To collect information, sketches and resources in a sketchbook.

To draw images from observation, experience and imagination.

To use a range of materials, including pencils, chalk, charcoal, pastels, etc.

To develop their use of space, composition and proportion.

To use different techniques to create pattern, tone and texture.

To use different brushes and tools for specific purposes.

To explore the effect on paint of adding different materials, eg water, glue, sand, sawdust, etc.

To create pattern and shape through selected use of primary and secondary colours.