



# Oak Class Art Outcomes - Space , the final frontier - Colour mixing - Peter Thorpe

## Key vocabulary

**abstract**- art which doesn't represent reality but rather uses shapes, colours and textures for an effect


**realistic**- art which represents things that are true to life

**cartoon**- a simplistic drawing/picture/painting




**background**- the part of a painting furthest away from the viewer

**foreground**- the part of a painting closest to the viewer

**painting techniques**- different methods of applying paint.



## Peter Thorpe



Urb Deep Space - NASA, Hubble Telescope



## Oak Class Art Outcomes - Space , the final frontier - Colour mixing - Peter Thorpe

### Year 3

To study the work of other artists and talk about the techniques they have used.

To develop ideas from starting points throughout the curriculum.

To collect information, sketches and resources in a sketchbook.

To demonstrate control in their application of tools and techniques.

To use different shades, tools and techniques to express mood and for different purposes.

To use techniques, colours, tools and effects to represent things seen, remembered or imagined.

To adapt and refine ideas and skills through the use of a sketchbook as they progress.

### Year 4

To study the work of other artists and talk about the techniques they have used.

To develop ideas from starting points throughout the curriculum.

To collect information, sketches and resources in a sketchbook.

To demonstrate control in their application of tools and techniques.

To use different shades, tools and techniques to express mood and for different purposes. (Hot and cold, harmonious colours).

To use techniques, colours, tools and effects to represent things seen, remembered or imagined.

To adapt and refine ideas and skills through the use of a sketchbook as they progress.





## Oak Class Art Outcomes - Space , the final frontier - Colour mixing - Peter Thorpe

### Year 5

To study the work of other artists and talk about the techniques they have used.

To develop ideas from starting points throughout the curriculum.

To collect information, sketches and resources in a sketchbook.

To experiment with approaches used by artists.

To mix paints and create a palette based upon colours observed.

To combine colour, use tonal qualities and texture to enhance shape and form.

To develop a personal style of painting, drawing on the ideas and work of other artists.

To choose a style of drawing, select media and use a range of techniques for a specific purpose.

### Year 6

To study the work of other artists and talk about the techniques they have used.

To develop ideas from starting points throughout the curriculum.

To collect information, sketches and resources in a sketchbook.

To experiment with approaches used by artists.

To mix paints and create a palette based upon colours observed.

To combine colour, use tonal qualities and texture to enhance shape and form.

To develop a personal style of painting, drawing on the ideas and work of other artists.