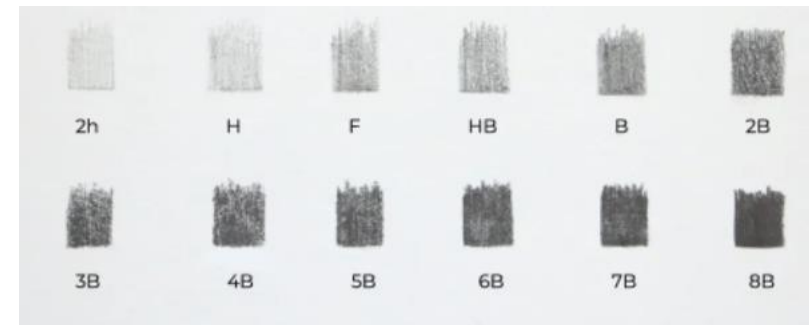





Oak Class Art Outcomes - Rule Britannia! - Line drawing of castles

Vocabulary

Grades	Different types of pencils which are harder and softer.
Pattern	A repeating shape or form.
Tones	Lighter and darker versions of the same colour.
Textures	What something looks like or feels like.
Shading	Showing light and dark areas of an object.
Blending	Mixing or combining different art elements together.
Hatching	Shading drawn with close parallel lines.
Outline	Draw or show the outer edge of an object.
Shadow	A dark area made when an object blocks light rays.
artefact	A human made object with a historical or cultural interest.





Oak Class Art Outcomes - Rule Britannia! - Line drawing of castles

Year 3

To develop ideas from starting points throughout the curriculum.

To collect information, sketches and resources in a sketchbook.

To use different hardnesses of pencils to show line, tone and texture.

To begin to use shading to show light and shadow.

To attempt to use hatching to show tone and texture.

Year 4

To develop ideas from starting points throughout the curriculum.

To collect information, sketches and resources in a sketchbook.

To demonstrate control in their application of tools and techniques.

To use different hardnesses of pencils to show line, tone and texture.

To use continue to use shading to show light and shadow.

To use hatching to show tone and texture.

Year 5

To develop ideas from starting points throughout the curriculum.

To collect and reflect on information, sketches and resources in a sketchbook.

To choose a style of drawing, select media and use a range of techniques for a specific purpose.

To use a range of techniques to show movement, perspective, shadows and reflection.

To draw from different viewpoints.

To begin to critically reflect on their own work.

Year 6

To develop ideas from starting points throughout the curriculum.

To collect and reflect on information, sketches and resources in a sketchbook.

To choose a style of drawing, select media and use a range of techniques for a specific purpose.

To use a range of techniques to show movement, perspective, shadows and reflection.

To draw from different viewpoints.

To critically reflect on their own work and the work of others.